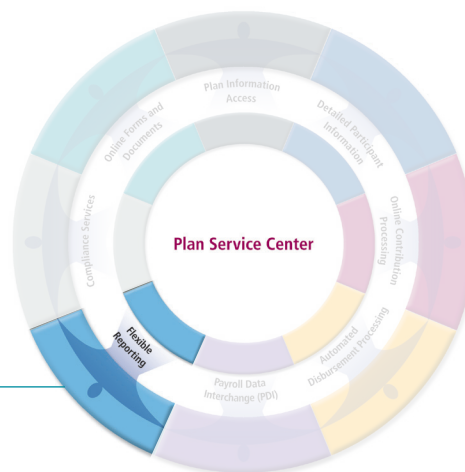


PSC and PartnerLink® Reporting Enhancement

Plan Service Center (PSC) and PartnerLink® Reporting Enhancement

Reporting capabilities on the PSC and PartnerLink are undergoing renovation to make reporting more intuitive, functional and flexible for plan sponsors, advisors and Third-Party Administrators.¹ PartnerLink includes a datamining section where multi-plan reports are available.

- Plan Information Access
- Detailed Participant Information
- Online Contribution Processing
- Automated Disbursement Processing
- Payroll Data Interchange (PDI)
- **Flexible Reporting**
- Compliance Services
- Online Forms and Documents



A More Intuitive Interface

The report delivery page has been redesigned to make it easier to find reports and specific capabilities. The “Schedule Recurring Report” section has been merged into the “Order Report” section. “Download Reports” has been consolidated with “Manage My Reports.” Instead of navigating multiple pages to find what you’re looking for, frequently used capabilities are in one place. Reports are now organized into five different categories (Employee, Financial Activity, Investments, Loan Reports, and Plan Reports), and you’ll be able to see the real-time status of all reporting requests.

Summary Section

Most new reports will have a summary section available at the beginning, as well as information summarized for each division (if requested). A report can be produced for the entire plan, a single division or multiple divisions and can be effective for any business day.

A Choice of Export Options

With the redesign, you have the ability to export reports into a variety of formats—including Excel, Word, and PDF.

Faster Report Generation

The reporting database will be refreshed each night from the production databases. This means that you will have the reports you requested—in the format you want—sooner. Also, many reports will be generated real time.

New Charting Capabilities

Graphical representations of data provide a compelling new dimension to the standard presentation of data.

Security

All new reports continue to enforce the plan and divisional-level security, allowing only users with access to view detail or summary data.

While these enhancements are specifically designed to make your reporting responsibilities easier, they’re also evidence of our commitment to strong partner relationships. You’ll continue to see enhancements and new solutions that will better equip you to meet the needs of your participants.

¹ Access to the PSC and PartnerLink® may be limited or unavailable during periods of peak demand, market volatility, systems upgrades/maintenance or other reasons.

Participant Asset Report

This report provides assets and activity by money source and investment option by selecting a data range. It is a summary of participant inflows and outflows, showing the participant's beginning balance and ending balance and the resulting change in value for the period. The report is requested for one participant. The Plan Asset Report can be requested for all participants in the plan.

Participant Balance Report

This report provides participant account balances by fund, or fund and money source for the date entered and the plan selected. The report can also be requested for a group of participants by entering a list of Social Security Numbers (SSNs). One or more investment options may be entered to select only those participants invested in the fund as of the date entered. Other filtering options are available. Detail is provided for each participant which identifies each investment name, the balance for each fund, # of Shares, Inception to Date Cost, % of Assets and Total Balance.

Participant Contribution Report

This report provides a list of participants and their contributions by money source. The report can be customized by money source, type of remittance, contribution amount over a specific amount or employees over specific age. The report includes information on the last payroll date, age of the employee and employment termination date. The excel version will also provide additional information such as the employee address, phone numbers and birth date. The Participant Contribution Report may be run for a specific period of time based on the effective date or payroll date of the contribution. This report is useful to determine which employees may be close to exceeding the IRS limit. As with all new employee reports, you have a choice to display the employee SSN, protected SSN or employee identification.

Contribution Report

This report provides a plan contribution summary by money type for each contribution submitted during the specified reporting period. The enhancements include additional parameters, such as forfeiture amount offsets by money type, and drill-down functionality to create a Contribution Detail Report for a payroll remittance. This detail report lists participant contribution amounts by money type for the selected contribution event.

Employee De Minimis Report

This report generates a list of all or terminated participants with an account balance below the dollar amount requested. A report submitted for all divisions will now display participants who are not assigned to a division. These participants, along with participants in multiple divisions, will be displayed under a "Multiple Divisions or Unassigned" section. Deceased participants showing date of death will be excluded from this report to avoid premature distribution before estate settlement. Dynamic disclaimers have been added to the footer of the report for all tax codes. A signature line is now displayed beneath the footer for authorization by the plan.

Plan Asset Report

This report provides plan assets and activity by money source and investment option for a selected date range. It is a summary of plan inflows and outflows, showing the plan's beginning balance and ending balance and the resulting change in value for the period. A version of this report has been introduced which will show the inflows and outflows for each participant in the plan.

Web/VRU Transaction History Report

This report provides Web/VRU monthly statistics for the period of one to 12 months. It will be available for a single group on the PSC and for multiple groups on PartnerLink® under the Data Mining tab.

(Please click on the summary headings to view the reports.)

Loan Report

This report is designed to replace five existing loan reports. It provides the flexibility to query either general loan information or information specific to late/defaulted loans at a participant level and summarized at the plan and divisional level. The report allows the plan to choose how the dates are applied (loans issued, active, paid off, or a combination thereof) along with an option to include participant addresses. The user may display participant information based on SSN, protected SSN, or employee ID.

Monthly Plan Activity Report

This report provides contribution summary by money source and investment option, rollover activity by participant, investment election changes by participant, distributions by participant, loans by participant, participants with first contributions, contributing participants with default investment elections, transfers by participants and enrollment notification by participant. Reporting is available ad hoc, and may be scheduled to run automatically on a monthly or quarterly basis. Access to summary of contributions is provided at the pay center level to secure data.

Participant Summary Report

This report provides a synopsis of participant counts by age for various balance, contribution, disbursement, and loan data. Participant information provides divisional sorting features, if applicable. Additional eligibility measurements are now provided for those plans utilizing online enrollment.

Participant Information Report

This report consolidates four individual reports. It allows the query of specific participant data, based on participation and employment status, presence of plan default data, and age segmentation. Participant information may be summarized at the plan level or the division level. Participant information may be delivered based on social security number (SSN), protected SSN or employee ID. Ad Hoc reports may be ordered by the plan sponsor, and will allow extraction of data for participant mailings. The default data on the report is now flagged with an asterisk, making it more easily identified.

Employee Disbursement Report

This participant-level report now includes disbursement breakdown by money type and vesting percentage and is organized by source and recipient. The Employee Disbursement Report includes express delivery fees as well as disbursement fees, and allows the user to display participant information based on SSN, protected SSN, or Employee ID.

Participation by Asset Class and Investment Option

This report provides graphical representation of the plan's asset allocation by value of investment and percentage of total assets. The report provides detail by asset class and investment option, showing value, shares, unit value, percentage of assets and participants.

Investment Diversification Report

Pie charts provide graphical representation of the plan participants' utilization of asset classes and investment options. The summary provides assets, percentage of total assets and number of participants using single or multiple asset classes and investments within the plan. In addition, average number of asset classes and investments utilized is calculated.

(Please click on the summary headings to view the reports.)

Asset Allocation by Age Group

This report provides a graphical representation in a pie chart, identifying the percentage of assets invested for each asset class by age group. The detail provides the number of participants and their account value by age group.

Average Participant Balance by Age Group

A bar chart provides an at-a-glance overview of the average asset value by age group, and a summary of the number of participants, total balance and average balance for each age group.

Deferral Percentages Report

This report is designed for plans that provide deferrals by percentage. The report includes three identical sub reports for “Before,” “After” and “Roth” deferrals. The report includes total amount of assets, number of participants and percentage of total assets by deferral percentages for active employees with a balance. The number of terminated employees is provided along with the total amount of assets and percentage of total assets. The average deferral percentage is calculated and displayed with the total assets and number of participants. This report has been enhanced to add the ability to query deferral percentages in addition to dollar amounts.

Forfeiture Activity Balance Report

A summary or detail report of forfeiture activity during a specific period of time for a plan is provided. The report provides details of money flowing in and out of the plan forfeiture account, as well as the beginning and ending balances by money type and fund.

Participant Count by Investment Report

This is a count of all participants with an active balance in each investment option—either by plan or employer.

Participant Activity Report - All Activity

A listing of all account activity for a participant within a specified time frame is provided.

Disbursement Summary Report

This provides a summary of disbursement activity by method, reason and investment option within a specified time frame.

Your Service Delivery Manager/Associate will contact you to provide more information.

FAScore, LLC (FAScore Administrators, LLC in California) is a wholly-owned subsidiary of Great-West Life & Annuity Insurance Company. Great-West Life & Annuity Insurance Company is not licensed to conduct business in New York. Insurance products and related services are sold in New York by its subsidiary, First Great-West Life & Annuity Insurance Company. Other products and services may be sold in New York by FAScore, LLC. The Partnership Logo is a service mark of Great-West Life & Annuity Insurance Company. FAScore[®] is a service mark of FAScore, LLC. ©2009 All rights reserved. Form 85849 (06/09)

FOR PLAN SPONSOR [OR BROKER] USE ONLY. Not for use with plan participants.

Participant Asset Report

Plan Number: 11111-01
Plan Name: XYZ PLAN
Start Date: 01/01/2008
End Date: 03/31/2008

Note: Balances reflected on this report may differ from reports previously received due to retroactive transactions.
This report excludes forfeiture accounts and loan balances, if applicable to your plan.

Additional information available when exported to Excel (with the Data Only option)

Invest Id	Beginning Balance	Contributions	Transfers In	Reinvestments	Loan Repay	Credit Interest	Change In Value	Fees	Loans	Hardships	Other Disburse	Transfer Out	Certifs Matured	Ending Balance
D 1 Ee Ogicmu Cof Cnmshu, Hoe.(Gbsmh)														
xxx-xxx-xxxx CHLHOU, ELI														
BEF1 EMPLOYEE BEFORE TAX 01														
AF-BF	227.98	28.56	0.00	0.00	0.00	2.74	-6.30	0.00	0.00	0.00	0.00	0.00	0.00	252.98
AF-CWG	439.64	47.69	0.00	0.00	0.00	2.17	-36.16	0.00	0.00	0.00	0.00	0.00	0.00	453.34
AF-EPG	1,240.00	133.57	0.00	0.00	0.00	0.70	-68.59	0.00	0.00	0.00	0.00	0.00	0.00	1,274.98
AF-GF	1,133.12	133.62	0.00	0.00	0.00	0.00	-80.66	0.00	0.00	0.00	0.00	0.00	0.00	1,176.08
AF-GSF	155.48	19.13	0.00	0.00	0.00	1.60	1.97	0.00	0.00	0.00	0.00	0.00	0.00	178.18
AF-INV	787.34	95.50	0.00	0.00	0.00	4.42	-75.94	0.00	0.00	0.00	0.00	0.00	0.00	810.32
AF-NPR	1,208.68	133.69	0.00	0.00	0.00	0.00	-49.62	0.00	0.00	0.00	0.00	0.00	0.00	1,292.75
AF-SCW	1,207.07	133.69	0.00	0.00	0.00	0.00	-136.16	0.00	0.00	0.00	0.00	0.00	0.00	1,202.60
AF-WMI 36M	390.37	47.75	0.00	0.00	0.00	2.32	-33.65	0.00	0.00	0.00	0.00	0.00	0.00	406.58
AMCPX	1,098.43	133.62	0.00	0.00	0.00	0.00	-112.90	0.00	0.00	0.00	0.00	0.00	0.00	1,119.12
UTAXX	379.68	47.75	0.00	0.00	0.00	2.30	0.00	0.00	0.00	0.00	0.00	0.00	0.00	429.73
	8,267.79	954.57	0.00	0.00	0.00	15.55	-681.25	0.00	0.00	0.00	0.00	0.00	0.00	8,556.66
ERB1 EMPLOYER MATCH 01														
AF-BF	114.02	14.45	0.00	0.00	0.00	1.38	-3.15	0.00	0.00	0.00	0.00	0.00	0.00	126.70
AF-CWG	219.63	23.82	0.00	0.00	0.00	1.08	-18.07	0.00	0.00	0.00	0.00	0.00	0.00	226.45
AF-EPG	619.07	66.78	0.00	0.00	0.00	3.00	-49.29	0.00	0.00	0.00	0.00	0.00	0.00	637.46
AF-GF	566.54	66.78	0.00	0.00	0.00	0.00	-45.32	0.00	0.00	0.00	0.00	0.00	0.00	588.00
AF-GSF	77.84	9.57	0.00	0.00	0.00	0.80	0.98	0.00	0.00	0.00	0.00	0.00	0.00	89.19
AF-INV	393.76	47.75	0.00	0.00	0.00	2.21	-38.48	0.00	0.00	0.00	0.00	0.00	0.00	405.24
AF-NPR	604.27	66.78	0.00	0.00	0.00	0.00	-44.81	0.00	0.00	0.00	0.00	0.00	0.00	626.24
AF-SCW	605.16	66.78	0.00	0.00	0.00	0.00	-69.07	0.00	0.00	0.00	0.00	0.00	0.00	601.17
AF-WMI	195.02	33.82	0.00	0.00	0.00	1.16	-16.91	0.00	0.00	0.00	0.00	0.00	0.00	203.09
AMCPX	549.63	66.93	0.00	0.00	0.00	0.00	-56.51	0.00	0.00	0.00	0.00	0.00	0.00	560.05
UTAXX	189.67	33.82	0.00	0.00	0.00	1.15	0.00	0.00	0.00	0.00	0.00	0.00	0.00	214.64
	4,754.97	477.28	0.00	0.00	0.00	7.78	-340.63	0.00	0.00	0.00	0.00	0.00	0.00	4,278.23
TOTAL FOR ALL MONEY TYPES														
AF-BF	342.00	43.01	0.00	0.00	0.00	4.12	-9.45	0.00	0.00	0.00	0.00	0.00	0.00	379.68
AF-CWG	659.26	71.51	0.00	0.00	0.00	3.25	-54.23	0.00	0.00	0.00	0.00	0.00	0.00	676.79
AF-EPG	1,859.07	200.35	0.00	0.00	0.00	0.00	-147.88	0.00	0.00	0.00	0.00	0.00	0.00	1,912.44
AF-GF	1,699.66	200.40	0.00	0.00	0.00	0.00	-135.98	0.00	0.00	0.00	0.00	0.00	0.00	1,764.08
AF-GSF	233.32	28.70	0.00	0.00	0.00	2.40	2.95	0.00	0.00	0.00	0.00	0.00	0.00	267.37
AF-INV	1,181.10	143.25	0.00	0.00	0.00	6.63	-115.42	0.00	0.00	0.00	0.00	0.00	0.00	1,215.56
AF-NPR	1,812.95	200.47	0.00	0.00	0.00	0.00	-134.43	0.00	0.00	0.00	0.00	0.00	0.00	1,878.99
AF-SCW	1,810.53	200.47	0.00	0.00	0.00	0.00	-207.23	0.00	0.00	0.00	0.00	0.00	0.00	1,803.77
AF-WMI	585.39	71.57	0.00	0.00	0.00	3.48	-50.77	0.00	0.00	0.00	0.00	0.00	0.00	606.67
AMCPX	1,648.06	200.55	0.00	0.00	0.00	0.00	-169.44	0.00	0.00	0.00	0.00	0.00	0.00	1,679.17
UTAXX	569.35	71.57	0.00	0.00	0.00	3.45	0.00	0.00	0.00	0.00	0.00	0.00	0.00	644.37

2/9/2009 2:45:17PM

GNBO2
Page 1 of 2

[Return to Reports Summary Page](#)

Invest Id	Beginning Balance	Contributions	Transfers In	Reinvestments	Loan Repay	Credit Interest	Change In Value	Fees	Loans	Hardships	Other Disburse	Transfer Out	Certifs Matured	Ending Balance
	12,401.59	1,431.85	0.00	0.00	0.00	23.33	-1,021.88	0.00	0.00	0.00	0.00	0.00	0.00	12,834.89
INVESTMENTS														
AF-BF	American Funds Bond Fund of America A													
AF-CWG	American Funds Capital World Gr & Inc A													
AF-EPG	American Funds EuroPacific Growth Fund A													
AF-GF	American Funds Growth Fund of America A													
AF-GSF	American Funds US Govt Securities Fd A													
AF-INV	American Funds Invest Co of America A													
AF-NPR	American Funds New Perspective Fund A													
AF-SCW	American Funds SMALLCAP World Fund A													
AF-WMI 36I	American Funds Washington Mutual Fund A													
AMCPX	American Funds AMCAP Fund A													
UTAXX	American Funds US Treasury Money Fund A													

2/9/2009 2:45:17PM

GNBO2
Page 2 of 2

[Return to Reports Summary Page](#)

Participant Balance Report

Plan Number: 11111-01
Plan Name: XYZ PLAN
Effective Date: 10/31/2007

Balance Includes Selected Funds

Additional information available when exported to Excel (with the Data Only option)

SSN	SSN Ext	First Name	Last Name	Age	Investment ID	Investment Name	Balance	Shares	Inception to Date Cost	% of Assets	Total Balance
E	2	Oge Goincol Hhocoehcm/Noehhhe Sho Isbn									
		JOHN	HCOCIHGSC	55	SCGAHZ	CGM Capital Growth Account	24,783.52	2587.560000	24,655.33	25.63	
		JOHN	HCOCIHGSC	55	FEG08Y	Fidelity Advisor Equity Growth T	44,758.08	27543.860000	45,316.03	46.29	
		JOHN	HCOCIHGSC	55	SISAHZ	Templeton Foreign Fund	27,149.51	11859.320000	20,181.98	28.08	
Participant Total							96,691.11				96,691.11
Division Total							96,691.11		90,151.86		
E	162	Ecsmhroc Ecnhtcm Ocoolgogot									
		SIDNEY	ESNMGUTSO	50	SCGAHZ	CGM Capital Growth Account	18,579.02	1939.770000	16,455.10	26.57	
		SIDNEY	ESNMGUTSO	50	FSCAHY	Franklin Small-Mid Cap Growth	16,371.15	21707.420000	13,420.15	23.41	
		SIDNEY	ESNMGUTSO	50	SISAHZ	Templeton Foreign Fund	4,973.97	15277.170000	29,614.42	50.02	
Participant Total							69,924.14		59,489.67		69,924.14
Division Total							69,924.14		59,489.67		
Plan Total							166,615.25		149,643.53		

11/3/2008 1:15:57PM

PBBO
Page 1 of 1

[Return to Reports Summary Page](#)

Participant Contribution Report

Plan Number: 11111-01
Plan Name: XYZ Plan
Date Type: Effective Date
Start Date: 01/01/2007
End Date: 09/30/2007
Plan is Deferral Recordkeeper
Includes Payroll Contributions
Plan Catch up Method Code: Separate
Employees who have Exceeded 360.90 in Contributions
Additional information available when exported to Excel

SSN	SSN Ext	Participant Name	Age	Acct Status	Termination Date	Last Payroll Date	Money Type	Contrib Amount	Conv Amount	Total Amount	Ppt. Total	Catch-up
D	1	Ectmse Ut. Mshhu, Hoe.										
		KENNETH GSSTSO	62.6	A	03/31/2003	08/04/2007	BTM1	1,169.89	0.00	1,169.89	N	
						09/04/2007	ERM1	194.98	0.00	194.98	N	
		SHIRYL DSSEL	45.7	A		08/04/2007	BTM1	771.08	0.00	771.08	AGE50	1,364.87
						08/04/2007	ERM1	77.12	0.00	77.12	AGE50	
Division Total								2,213.07	0.00		848.20	
D	2	Ectmse Hofbutahgu, Hoe.										
		KEVIN UOHTG	31.4	A		08/04/2007	BTM1	875.21	0.00	875.21	N	
						08/04/2007	ERM1	312.57	0.00	312.57	N	
		DANIEL OBSNG	40.4	A		08/04/2007	BTM1	696.26	0.00	696.26	N	1187.78
						08/04/2007	ERM1	108.79	0.00	108.79	N	
Division Total								1,992.83	0.00		805.05	
Multiple Divisions or Unassigned												
		MARGARET GCSYGH	46.3	A		08/04/2007	ATK1	55.80	0.00	55.80	N	
						08/04/2007	BTM1	223.20	0.00	223.20	N	
						08/04/2007	ERM1	111.60	0.00	111.60	N	
Division Total								390.60	0.00		390.60	
Plan Total								4,596.50	0.00			

7/28/2008 10:28:47AM

CLBO
Page 1 of 1

[Return to Reports Summary Page](#)

Contribution Report

Plan Number: 11111-01
Plan Name: XYZ Plan
Reporting Period: Effective Date
Start Date: 05/01/2009
End Date: 06/01/2009

Contribution events will generally be available for reporting one business day after the event Effective Date.

Event ID	Detail Report	Effective Date	Received Date	Payroll Date	Remittance Amount	Recon Amount	Money Type	Transaction Amount	Participant Suspense	Forfeiture Amount
D 1	Digoso Ucmgu									
xxxxxxxx	View Detail	05/01/2009	04/30/2009	04/30/2009	2,000.00	0.00	BEF1 EMPLOYEE BEFORE TAX	1,000.00	1,000.00	0.00
							ERB1 EMPLOYER MATCH	1,000.00	1,000.00	0.00
Event Total								2,000.00	2,000.00	0.00
xxxxxxxx	View Detail	05/07/2009	05/06/2009	04/03/2009	17,000.00	0.00	BEF1 EMPLOYEE BEFORE TAX	1,000.00	1,000.00	0.00
							ERB1 EMPLOYER MATCH	1,000.00	1,000.00	0.00
							ERB2 EMPLOYER PROFIT SHARING	15,000.00	15,000.00	0.00
Event Total								17,000.00	17,000.00	0.00
xxxxxxxx	View Detail	05/08/2009	05/07/2009	04/07/2009	2,500.00	0.00	BEF1 EMPLOYEE BEFORE TAX	1,500.00	1,500.00	0.00
							ERB2 EMPLOYER PROFIT SHARING	1,000.00	1,000.00	0.00
Event Total								2,500.00	2,500.00	0.00
Division Total								21,500.00	21,500.00	0.00
Plan Total								21,500.00	21,500.00	0.00

5/7/2009 12:10:08PM

CRBO
Page 1 of 1

[Return to Reports Summary Page](#)

Contribution Detail Report

Plan Number: 11111-01
Plan Name: XYZ Plan
Event ID: xxxxxxxx
Total Number of Participants: 3

Payroll Date: 2/1/2009
BEF 1 EMPLOYEE BEFORE TAX 1,334.15
ERB 1 EMPLOYER MATCH 710.70
LON 1 LOAN REPAYMENT 793.05
Total Remittance: 2,837.90

Protected SSN	SSN Ext	Participant Name	Total Contribution	Money Type	Contribution Amount	Event ID: xxxxxxxx
XXX-XX-XXXX		XXXXX, XXXXX	842.65	BEF1 EMPLOYEE BEFORE TAX	599.50	Page 1 of 1
				ERB1 EMPLOYER MATCH	243.15	
XXX-XX-XXXX		XXXXX, XXXXX	1,144.00	BEF1 EMPLOYEE BEFORE TAX	261.15	
				ERB1 EMPLOYER MATCH	251.00	
				LON1 LOAN REPAYMENT	631.85	
XXX-XX-XXXX		XXXXX, XXXXX	851.25	BEF1 EMPLOYEE BEFORE TAX	473.10	
				ERB1 EMPLOYER MATCH	216.55	
				LON1 LOAN REPAYMENT	161.60	

6/11/2009 1:18:26PM

CRBO
Page 1 of 1

[Return to Reports Summary Page](#)

Employee Disbursement Report

Start Date: 01/01/2007

End Date: 03/30/2007

Tax Reason: ALL

Distribution Method: ALL

Additional information available when exported to Excel

SSN	Participant Name	Taxable Reason	Disb. Reason	Disb. Method	Effective Date	Money Type	Disb. Amount	Disb. Fee	Whldg. Amount	Vest %	Forfeit Amount	Check Amount
11111-01	XYZ PLAN											
DEPT 65	DEPARTMENT 65											
111-11-1113	PVKU OZVKVKK, WEBBOI	HARDSHIP	HARDSHIP	PART WD	01/30/2007	BEF1	\$1,737.07				\$0.00	
								\$40.00	\$0.00			\$1,523.36
DIVISION TOTAL							\$1,737.07	\$40.00	\$0.00		\$0.00	\$1,523.36
PLAN TOTAL							\$1,737.07	\$40.00	\$0.00		\$0.00	\$1,523.36
11112-01	XYZ2 PLAN											
A 689	AGENCY 689											
111-11-1118	IKUPVT, SUTB	SEPSERVICE	SEP SERVICE	PART WD	03/30/2007	BEF1	\$31,905.91				\$0.00	
								\$0.00	\$6,381.18			\$25,524.73
111-11-1119	IYPAV, POYTEIQ	NR_ALIEN_0	SEP SERVICE	PART WD	03/30/2007	BEF1	\$33,325.11				\$0.00	
								\$0.00	\$0.00			\$33,325.11
DIVISION TOTAL							\$65,231.02	\$0.00	\$6,381.18		\$0.00	\$58,849.84
A 693	AGENCY 693											
111-11-1114	RKVUAKU, QULIBCU	SEPSERVICE	SEP SERVICE	PART WD	03/30/2007	BEF1	\$438.43				\$0.00	
								\$0.00	\$87.69			\$350.74
111-11-1115	UTPPVK, DEBRIQ	SEPSERVICE	SEP SERVICE	PART WD	03/30/2007	BEF1	\$348.36				\$0.00	
								\$0.00	\$69.67			\$278.69
111-11-1116	TKUJVPPI, XOEBI	SEPSERVICE	SEP SERVICE	PART WD	03/30/2007	BEF1	\$7,111.76				\$0.00	
								\$0.00	\$1,422.35			\$5,689.41
111-11-1117	JKKIVA, YELOUK	SEPSERVICE	SEP SERVICE	PART WD	03/30/2007	BEF1	\$5,551.25				\$0.00	
								\$40.00	\$1,110.25			\$4,401.00
111-11-1120	QKYAUTJA, DALD	NR_ALIEN_0	SEP SERVICE	PART WD	03/30/2007	BEF1	\$26,499.29				\$0.00	
								\$0.00	\$0.00			\$26,499.29
DIVISION TOTAL							\$39,949.09	\$40.00	\$2,689.96		\$0.00	\$37,219.13
A 703	AGENCY 703											
111-11-1111	UIOKYU, GOQQOEP	NR_ALIEN_0	SEP SERVICE	PART WD	03/30/2007	BEF1	\$5,907.64				\$0.00	
								\$0.00	\$0.00			\$5,907.64
111-11-1112	QTPPYQVT, NEJLOYR	SEPSERVICE	SEP SERVICE	PART WD	03/30/2007	BEF1	\$11,578.08				\$0.00	
								\$0.00	\$2,315.62			\$9,262.46
DIVISION TOTAL							\$17,485.72	\$0.00	\$2,315.62		\$0.00	\$15,170.10
PLAN TOTAL							\$122,665.83	\$40.00	\$11,386.76		\$0.00	\$111,239.07

Plan Asset Report

Plan Number: 11111-01
Plan Name: XYZ PLAN
Start Date: 01/01/2008
End Date: 03/31/2008

Note: Balances reflected on this report may differ from reports previously received due to retroactive transactions.
This report excludes forfeiture accounts and loan balances, if applicable to your plan.

Additional information available when exported to Excel (with the Data Only option)

Invest Id	Beginning Balance	Contributions	Transfers In	Reinvestments	Loan Repay	Credit Interest	Change In Value	Fees	Loans	Hardships	Other Disburse	Transfer Out	Certifs Matured	Ending Balance
D 1 Ee Ogcimu Col Cmmshu, Hoe.(Gbsmh)														
TOTAL FOR ALL MONEY TYPES														
AACTX	67,572.83	1,824.76	0.00	0.00	0.00	0.00	-4,811.91	0.00	0.00	0.00	0.00	0.00	0.00	64,585.68
AAETX	104,964.94	4,009.65	52,356.94	0.00	0.00	0.00	-10,995.59	0.00	0.00	0.00	0.00	0.00	0.00	150,768.94
AAETX	0.00	1,880.71	0.00	0.00	0.00	0.00	-14.01	0.00	0.00	0.00	0.00	0.00	0.00	1,866.70
AAFTX	78,178.88	1,904.08	0.00	0.00	0.00	0.00	-4,119.03	0.00	0.00	0.00	0.00	0.00	0.00	73,963.93
AALTX	0.00	902.01	0.00	0.00	0.00	0.00	-6.17	0.00	0.00	0.00	0.00	0.00	0.00	895.84
AF-BF	217,922.71	4,619.15	0.00	0.00	0.00	2,491.14	-5,581.25	0.00	0.00	0.00	0.00	-1,033.90	0.00	218,417.85
AF-CWG	125,705.32	3,021.12	0.00	0.00	0.00	562.28	-10,081.89	0.00	0.00	0.00	0.00	3,044.95	0.00	116,156.88
AF-EPG	133,245.47	3,189.58	0.00	0.00	0.00	0.00	-10,166.60	0.00	0.00	0.00	0.00	-2,786.97	0.00	114,650.60
AF-GF	188,162.40	4,073.91	0.00	0.00	0.00	0.00	-14,559.94	0.00	0.00	0.00	0.00	-3,423.49	0.00	167,320.53
AF-GSF	39,159.55	2,612.22	0.00	0.00	0.00	393.91	-492.70	0.00	0.00	0.00	0.00	-1,031.98	0.00	41,616.40
AF-INC	55,517.95	889.00	0.00	0.00	0.00	592.43	-4,313.81	0.00	0.00	0.00	0.00	0.00	0.00	52,655.57
AF-INV	298,574.96	5,445.84	0.00	0.00	0.00	1,513.38	-23,107.06	0.00	0.00	0.00	-2,407.02	-4,672.36	0.00	270,357.74
AF-MUT	50,811.38	1,189.89	0.00	0.00	0.00	292.88	-3,977.01	0.00	0.00	0.00	0.00	-3.61	0.00	48,313.53
AF-NPR	112,091.74	2,928.38	0.00	0.00	0.00	0.00	-7,771.96	0.00	0.00	0.00	-1,380.55	-7,918.46	0.00	97,849.15
AF-SCW	79,976.88	2,534.78	0.00	0.00	0.00	0.00	-8,733.67	0.00	0.00	0.00	0.00	-4,411.48	0.00	65,496.51
AF-WMI	83,611.71	2,640.73	0.00	0.00	0.00	446.17	-7,000.32	0.00	0.00	0.00	0.00	-2,271.16	0.00	77,400.13
AIBAX	2,723.30	215.03	0.00	0.00	0.00	35.26	-33.32	0.00	0.00	0.00	0.00	0.00	0.00	2,935.27
AMCPX	62,199.27	2,556.49	0.00	0.00	0.00	0.00	-5,943.72	0.00	0.00	0.00	0.00	-6,210.38	0.00	52,601.66
NEWFX	102,975.49	1,252.25	0.00	0.00	0.00	0.00	-8,191.79	0.00	0.00	0.00	0.00	0.00	0.00	96,035.95
UTAXX	55,252.47	2,732.91	0.00	0.00	0.00	545.65	0.00	0.00	0.00	0.00	-1.26	-1,990.14	0.00	56,579.63
Active Life Count: 44														
Inactive Life Count: 0														
Multiple Divisions or Unassigned														
TOTAL FOR ALL MONEY TYPES														
AAHTX	1,380.84	1,657.45	0.00	0.00	0.00	0.00	-120.60	0.00	0.00	0.00	0.00	0.00	0.00	2,917.69
AAHTX	1,380.84	1,657.45	0.00	0.00	0.00	0.00	-120.60	0.00	0.00	0.00	0.00	0.00	0.00	2,917.69
Active Life Count: 1														
Inactive Life Count: 0														
INVESTMENTS														
AACTX	Investment XE - 2020 Target Date Fund A													
AAETX	Investment XF - 2025 Target Date Fund A													
AAETX	Investment XG - 2030 Target Date Fund A													
AAFTX	Investment XH - 2035 Target Date Fund A													
AAHTX	Investment XJ - 2045 Target Date Fund A													
AALTX	Investment XK - 2050 Target Date Fund A													
AF-BF	American Funds Bond Fund of America A													
AF-CWG	American Funds Capital World Gr & Inc A													

2/9/2009 2:14:42PM

GNBO
Page 1 of 2

Invest Id	Beginning Balance	Contributions	Transfers In	Reinvestments	Loan Repay	Credit Interest	Change In Value	Fees	Loans	Hardships	Other Disburse	Transfer Out	Certifs Matured	Ending Balance
AF-EPG	American Funds EuroPacific Growth Fund A													
AF-GF	American Funds Growth Fund of America A													
AF-GSF	American Funds US Govt Securities Fd A													
AF-INC	American Funds Income Fund of America A													
AF-INV	American Funds Invest Co of America A													
AF-MUT	American Funds American Mutual Fund A													
AF-NPR	American Funds New Perspective Fund A													
AF-SCW	American Funds SMALLCAP World Fund A													
AF-WMI	American Funds Washington Mutual Fund A													
AIBAX	American Funds Intermediate Bond Fund A													
AMCPX	American Funds AMCAP Fund A													
NEWFX	American Funds New World Fund A													
UTAXX	American Funds US Treasury Money Fund A													

2/9/2009 2:14:42PM

GNBO
Page 2 of 2

Return to Reports Summary Page

WEB/VRU Transaction History Report

Plan Number: 111111-01

Plan Name: ABCDE Company Name

Start Date: 01/01/2007

End Date: 10/31/2007

Summary											
WEB Usage											
Totals											
Distinct Users	0	0	0	0	0	0	309	278	0	0	
Total Logins	0	0	0	0	0	0	1,246	1,071	0	0	2,317
Inquiries											
Inq Acct Bal	0	0	0	0	0	0	108	82	0	0	190
Inq Acct Sum	0	0	0	0	0	0	1,802	1,572	0	0	3,374
Inq Alloc	0	0	0	0	0	0	63	34	0	0	97
Inq Asset Alloc	0	0	0	0	0	0	76	46	0	0	122
Inq Cnt	0	0	0	0	0	0	52	57	0	0	109
Inq Div	0	0	0	0	0	0	18	4	0	0	22
Inq Elec Strmts	0	0	0	0	0	0	72	41	0	0	113
Inq Fund Overview	0	0	0	0	0	0	14	12	0	0	26
Inq Fund Prospectus	0	0	0	0	0	0	5	4	0	0	9
Inq Fund Returns	0	0	0	0	0	0	40	29	0	0	69
Inq Funds Trnd	0	0	0	0	0	0	30	14	0	0	44
Inq Loan Sum	0	0	0	0	0	0	175	133	0	0	308
Inq O/L Forms	0	0	0	0	0	0	46	25	0	0	71
Inq Per Rate Return	0	0	0	0	0	0	423	0	0	0	423
Inq Tran Hist	0	0	0	0	0	0	164	102	0	0	266
Inq Trfs - Comp/Pend/Perd	0	0	0	0	0	0	25	29	0	0	54
Inq Uval	0	0	0	0	0	0	66	41	0	0	107
Updates											
Allocation	0	0	0	0	0	0	17	15	0	0	32
Change Passcode	0	0	0	0	0	0	24	22	0	0	46
Disbursements	0	0	0	0	0	0	8	12	0	0	21
Elec Filing Cabinet	0	0	0	0	0	0	1	1	0	0	2
Email Address	0	0	0	0	0	0	6	7	0	0	13
Emp Status	0	0	0	0	0	0	1	0	0	0	1
Fund To Fund Trf	0	0	0	0	0	0	11	23	0	0	34
Loan Request	0	0	0	0	0	0	12	12	0	0	24
Order Passcode	0	0	0	0	0	0	5	2	0	0	7
Rebalancer	0	0	0	0	0	0	7	1	0	0	8
Registration	0	0	0	0	0	0	30	16	0	0	46
VRU Usage											
Totals											
CSR Roll	0	0	0	0	0	0	76	81	0	0	157
Distinct Users	0	0	0	0	0	0	83	86	0	0	
Total Calls	0	0	0	0	0	0	280	286	0	0	566
Inquiries											
Inq Acct Bal	0	0	0	0	0	0	11	6	0	0	17
Inq Alloc	0	0	0	0	0	0	4	1	0	0	5
Inq Dol Avg	0	0	0	0	0	0	5	1	0	0	6
Inq Tran Hist	0	0	0	0	0	0	5	10	0	0	15
Inq Uval	0	0	0	0	0	0	15	7	0	0	22
Req Pin	0	0	0	0	0	0	32	28	0	0	60
Updates											
Allocation	0	0	0	0	0	0	2	0	0	0	2
Change Passcode	0	0	0	0	0	0	8	2	0	0	10
Disbursements	0	0	0	0	0	0	6	1	0	0	7
Fund To Fund Trf	0	0	0	0	0	0	1	0	0	0	1
Loan Request	0	0	0	0	0	0	7	1	0	0	8
Order Passcode	0	0	0	0	0	0	25	25	0	0	50

WVBO

[Return to Reports Summary Page](#)

Loan Report

Plan Number: 11111-01
Plan Name: XYZ PLAN
Start Date: 01/01/2008
End Date: 03/31/2008
Loan Status: ALL (ACTIVE, PAID, and ISSUED)
Payment Status: ALL

Loans active as of 03/31/2008 or
 Loans issued between 01/01/2008 and 03/31/2008 or
 Loans paid off between 01/01/2008 and 03/31/2008

Additional information available when exported to Excel (with the Data Only option)

SSN	SSN Ext	Participant Name	Loan No.	Int. Rate	Loan Amount	Repay Amount	Repay Freq	Repay Method	Effective Date	Maturity Date	First Due Date	Payoff Date	Default Date
D	1	Ogseh Sghsoom Gcmgtg Uhutgo- Isgdgs Ehoehooth											
		099-58-1169	1	Var	\$10,000.00	\$110.89	M	CHECK	02/26/2004	02/27/2014	03/27/2004	02/25/2008	09/06/2004
		799-51-2819	1	Var	\$5,172.00	\$99.32	M	CHECK	10/21/2003	10/20/2008	11/20/2003		
		839-03-2099	1	Var	\$2,500.00	\$147.64	Q	CHECK	02/12/2002	02/14/2006	03/14/2002		11/25/2003
DIVISION TOTAL					\$17,672.00		Participants: 3		Loans: 3				
D	2	Uhutgu Sh Ogseh Sh Engsoot Esboth											
		799-78-9859	1	Var	\$4,126.00	\$34.59	M	CHECK	09/13/2002	09/13/2017	10/13/2002		09/26/2003
DIVISION TOTAL					\$4,126.00		Participants: 1		Loans: 1				
D	3	Ogseh Gsunhtcm Cofgsuso											
		499-05-9329	1	Var	\$4,225.00	\$188.64	M	CHECK	10/16/2002	10/15/2004	11/15/2002		07/29/2003
		799-65-4909	1	Var	\$3,500.00	\$204.89	Q	CHECK	06/24/2002	04/24/2007	07/24/2002		01/07/2003
DIVISION TOTAL					\$7,725.00		Participants: 2		Loans: 2				
D	4	Uhutgu Sh Ogseh Sh Gochmtso/Hoshohmf											
		799-62-3009	1	Var	\$4,000.00	\$274.30	Q	CHECK	12/23/1999	10/22/2004	01/22/2000		10/05/2001
		939-39-2149	1	Var	\$9,500.00	\$179.27	M	CHECK	03/16/2005	03/16/2010	04/15/2005		
DIVISION TOTAL					\$13,500.00		Participants: 2		Loans: 2				
D	9999	Ogseh Sghsoom Gcmgtg Uhutgo- Isgdgs Ehoehooth- Bocuuhog!											
		529-58-0989	1	Var	\$3,248.00	\$62.70	M	CHECK	07/17/2003	07/16/2008	08/16/2003		01/30/2004
		539-30-4179	1	Var	\$1,600.00	\$150.28	Q	CHECK	10/21/1999	08/20/2002	11/20/1999		05/07/2001
		629-31-1170	1	Var	\$3,000.00	\$234.37	Q	CHECK	01/30/2001	12/01/2005	03/01/2001		05/16/2002
		929-75-0959	1	Var	\$2,500.00	\$144.76	Q	CHECK	01/08/2002	11/07/2006	02/07/2002		01/21/2003
DIVISION TOTAL					\$10,348.00		Participants: 4		Loans: 4				
PLAN TOTAL					\$53,373.00		Participants: 12		Loans: 12				

2/17/2008 12:33:42PM LNBO
 Page 1 of 1

Loan Report

Plan Number: 11111-01
Plan Name: XYZ PLAN
Start Date: 01/01/2000
End Date: 12/31/2007
Loan Status: ACTIVE (LATE OR DEFAULTED LOANS)
Payment Status: LATE OR DEFAULTED

Report includes active loans with unpaid assessments on or before 12/31/2007

Additional information available when exported to Excel

SSN	SSN Ext	Participant Name	Loan No.	Loan Balance	Def Ind	Default Amount	Default Date	LOA Term	Assess Due	Assess Status	Amount Received	Amount Past Due	Amount Due
Multiple Divisions or Unassigned													
D000-000-0000		YHMMCSSCM, RENE	2	\$4,626.27	Y	\$4,626.27	12/31/2007	T	09/09/2007	PARTIAL	\$22.04	\$24.49	\$24.49
									06/16/2007	UNPAID	\$0.00	\$24.49	\$24.49
									08/23/2007	UNPAID	\$0.00	\$24.49	\$24.49
									08/30/2007	UNPAID	\$0.00	\$24.49	\$24.49
									09/06/2007	UNPAID	\$0.00	\$24.49	\$24.49
									09/13/2007	UNPAID	\$0.00	\$24.49	\$24.49
									09/20/2007	UNPAID	\$0.00	\$24.49	\$24.49
									09/27/2007	UNPAID	\$0.00	\$24.49	\$24.49
									10/04/2007	UNPAID	\$0.00	\$24.49	\$24.49
									10/11/2007	UNPAID	\$0.00	\$24.49	\$24.49
									10/18/2007	UNPAID	\$0.00	\$24.49	\$24.49
									10/25/2007	UNPAID	\$0.00	\$24.49	\$24.49
									11/01/2007	UNPAID	\$0.00	\$24.49	\$24.49
									11/08/2007	UNPAID	\$0.00	\$24.49	\$24.49
									11/15/2007	UNPAID	\$0.00	\$24.49	\$24.49
									11/22/2007	UNPAID	\$0.00	\$24.49	\$24.49
									11/29/2007	UNPAID	\$0.00	\$24.49	\$24.49
									12/06/2007	UNPAID	\$0.00	\$24.49	\$24.49
									12/13/2007	UNPAID	\$0.00	\$24.49	\$24.49
									12/20/2007	UNPAID	\$0.00	\$24.49	\$24.49
									12/27/2007	UNPAID	\$0.00	\$24.49	\$24.49
SUBTOTAL											\$22.04	\$492.25	\$514.29
DIVISION TOTAL		Participants: 1	Loans: 1	\$4,626.27		\$4,626.27			\$22.04	\$492.25	\$514.29		
PLAN TOTAL		Participants: 1	Loans: 1	\$4,626.27		\$4,626.27			\$22.04	\$492.25	\$514.29		

4/29/2008 3:54:20PM LNBO
 Page 1 of 1

[Return to Reports Summary Page](#)

Monthly Plan Activity Report

Plan Number: 11111-01
Plan Name: XYZ PLAN
Report Period: January 2007

Contributions								
Payroll Date	Effective Date	Received Date	Event	Money Type	Fund ID	Fund Name	Amount	Participants
06/02/2006	06/02/2006	06/01/2006	100000001	xxxx	After-Tax Account		\$398,816.75	179
				xxxx	401k Deferral Account		\$2,070.95	12
				xxxx	401(K) Catch Up Account		\$65,105.67	170
				xxxx			\$3,410.36	15
				xxxx	Company Match		\$31,098.52	177
Total for Dates :							\$101,685.50	178
06/02/2006	06/02/2006	06/01/2006	100000001		FUND1	Test Fund 14	\$40,477.22	177
					FUND10	Test Fund 17	\$2,794.27	31
					FUND11	Test Fund 3	\$2,361.76	27
					FUND12	Test Fund 1	\$2,217.84	40
					FUND13	Test Fund 5	\$5,547.87	30
					FUND14	Test Fund 6	\$756.10	3
					FUND15	Test Fund 8	\$46.34	3
					FUND16	Test Fund 7	\$1,699.75	17
					FUND17	Test Fund 9	\$6,555.26	43
					FUND2	Test Fund 11	\$5,600.50	43
					FUND3	Test Fund 2	\$8,134.10	75
					FUND4	Test Fund 4	\$6,214.81	85
					FUND5	Test Fund 10	\$5,855.26	81
	FUND6	Test Fund 12	\$7,211.32	74				
	FUND7	Test Fund 15	\$1,988.37	44				
	FUND8	Test Fund 13	\$4,224.73	54				
Total for Dates :							\$101,685.50	178
06/02/2006	06/02/2006	06/01/2006	100000002	xxxx	Loan Repayment		\$1,747.38	8
Total for Dates :							\$1,747.38	8
06/02/2006	06/02/2006	06/01/2006	100000002		FUND1	Test Fund 14	\$672.28	5
					FUND10	Test Fund 17	\$6.90	1
					FUND12	Test Fund 1	\$10.34	1
					FUND13	Test Fund 5	\$29.85	1
					FUND16	Test Fund 7	\$211.51	1
					FUND17	Test Fund 9	\$67.58	2
					FUND2	Test Fund 11	\$60.68	1
					FUND3	Test Fund 2	\$52.23	1
					FUND4	Test Fund 4	\$101.81	4

8/17/2007 1:24:35PM

MPBO

Page 1 of 11

Payroll Date	Effective Date	Received Date	Event	Money Type	Fund ID	Fund Name	Amount	Participants
06/16/2006	06/19/2006	06/15/2006	100000003	xxxx	After-Tax Account		\$5,370.67	16
				xxxx	401k Deferral Account		\$74,731.15	170
				xxxx	401(K) Catch Up Account		\$3,410.36	15
				xxxx	Company Match		\$38,658.01	177
							\$122,380.20	178
06/16/2006	06/19/2006	06/15/2006	100000003		FUND1	Test Fund 14	\$50,159.09	177
					FUND10	Test Fund 17	\$2,811.64	28
					FUND11	Test Fund 3	\$2,825.13	27
					FUND12	Test Fund 1	\$3,224.65	40
					FUND13	Test Fund 5	\$5,473.22	28
					FUND14	Test Fund 6	\$756.10	3
					FUND15	Test Fund 8	\$46.34	3
					FUND16	Test Fund 7	\$3,709.65	18
					FUND17	Test Fund 9	\$6,710.01	43
					FUND2	Test Fund 11	\$6,122.15	43
					FUND3	Test Fund 2	\$9,409.56	75
					FUND4	Test Fund 4	\$7,578.07	85
					FUND5	Test Fund 10	\$7,398.13	82
06/16/2006	06/19/2006	06/15/2006	100000004	xxxx	Loan Repayment		\$1,747.38	8
							\$1,747.38	8
					FUND1	Test Fund 14	\$672.28	5
					FUND10	Test Fund 17	\$6.90	1
06/16/2006	06/19/2006	06/15/2006	100000004		FUND12	Test Fund 1	\$10.34	1
					FUND13	Test Fund 5	\$29.85	1
					FUND16	Test Fund 7	\$211.51	1
					FUND17	Test Fund 9	\$67.58	2
					FUND2	Test Fund 11	\$60.68	1
					FUND3	Test Fund 2	\$52.23	1
					FUND4	Test Fund 4	\$101.81	4
					FUND5	Test Fund 10	\$110.61	3
06/16/2006	06/19/2006	06/15/2006	100000004		FUND6	Test Fund 12	\$300.48	4
					FUND7	Test Fund 15	\$85.06	3
					FUND8	Test Fund 13	\$38.05	2

8/17/2007 1:24:35PM

MPBO

Page 2 of 11

[Return to Reports Summary Page](#)

Monthly Plan Activity Report

Plan Number: 11111-01
Plan Name: XYZ PLAN
Report Period: January 2007

Contributions								
Payroll Date	Effective Date	Received Date	Event	Money Type	Fund ID	Fund Name	Amount	Participants
06/02/2006	06/02/2006	06/01/2006	100000001	xxxx After-Tax Account			\$33,816.75	179
				xxxx 401k Deferral Account			\$2,070.95	12
				xxxx 401(K) Catch Up Account			\$65,105.67	170
				xxxx Company Match			\$3,410.36	15
							\$31,098.52	177
						Total for Dates :	\$101,685.50	178
06/02/2006	06/02/2006	06/01/2006	100000001		FUND1	Test Fund 14	\$40,477.22	177
					FUND10	Test Fund 17	\$2,794.27	31
					FUND11	Test Fund 3	\$2,361.76	27
					FUND12	Test Fund 1	\$2,217.84	40
					FUND13	Test Fund 5	\$5,547.87	30
					FUND14	Test Fund 6	\$756.10	3
					FUND15	Test Fund 8	\$46.34	3
					FUND16	Test Fund 7	\$1,699.75	17
					FUND17	Test Fund 9	\$6,555.26	43
					FUND2	Test Fund 11	\$5,600.50	43
					FUND3	Test Fund 2	\$8,134.10	75
					FUND4	Test Fund 4	\$6,214.81	85
					FUND5	Test Fund 10	\$5,855.26	81
					FUND6	Test Fund 12	\$7,211.32	74
					FUND7	Test Fund 15	\$1,988.37	44
					FUND8	Test Fund 13	\$4,224.73	54
						Total for Dates :	\$101,685.50	178
06/02/2006	06/02/2006	06/01/2006	100000002	xxxx Loan Repayment			\$1,747.38	8
						Total for Dates :	\$1,747.38	8
06/02/2006	06/02/2006	06/01/2006	100000002		FUND1	Test Fund 14	\$672.28	5
					FUND10	Test Fund 17	\$6.90	1
					FUND12	Test Fund 1	\$10.34	1
					FUND13	Test Fund 5	\$29.85	1
					FUND16	Test Fund 7	\$211.51	1
					FUND17	Test Fund 9	\$67.58	2
					FUND2	Test Fund 11	\$60.68	1
					FUND3	Test Fund 2	\$52.23	1
					FUND4	Test Fund 4	\$101.81	4

8/17/2007 1:24:35PM

MPBO

Page 1 of 11

[Return to Reports Summary Page](#)

Participant Summary Report

Plan Number: 11111-01
Plan Name: XYZ PLAN
Start Date: 01/01/2008
End Date: 12/31/2008

Summary												
Participants by Age	Under 26	26 - 33	34 - 40	41 - 48	49 - 55	56 - 58	59 - 62	63 - 65	Over 65	Unknown	Total	
Total Eligible Participants - End Date	8	10	12	14	8	2	6	5	1	0	66	
Ineligible/Never Eligible Participants - End Date	0	1	0	1	0	0	0	0	0	0	2	
Participants with a Balance - Reporting Period	7	7	13	16	8	2	6	6	3	0	68	
Active Participants with a Balance - End Date	6	4	11	14	8	2	5	5	1	0	56	
Terminated from Employment with a Balance - End Date	1	3	2	2	0	0	1	1	2	0	12	
Active Participants Contributing - Reporting Period	6	4	10	14	6	2	5	5	0	0	52	
Active Participants Receiving Employer Contributions - Reporting Period	6	4	10	14	6	2	5	5	0	0	52	
Percent of Active Participating Contributing - Reporting Period	100	100	91	100	75	100	100	100	0	0	93	
Percent of Active Participants Receiving Employer Contributions - Reporting Period	100	100	91	100	75	100	100	100	0	0	93	
Percent of Total Eligibles Participating - Reporting Period	75	40	83	100	75	100	83	100	0	0	79	
Full Withdrawals - Reporting Period	0	0	1	0	0	0	0	0	0	0	1	
Outstanding Loans - End Date	0	0	0	0	0	0	0	0	0	0	0	
New Loans Processed - Reporting Period	0	0	0	0	0	0	0	0	0	0	0	
First Contributions - Reporting Period	5	2	1	1	1	0	0	0	0	0	10	
New Eligibles - Reporting Period	6	5	1	0	0	0	0	0	0	0	12	

D 1 Ee Ogicmu Cof Cmmshu, Hoe.(Gbsmh)

Participants by Age	Under 26	26 - 33	34 - 40	41 - 48	49 - 55	56 - 58	59 - 62	63 - 65	Over 65	Unknown	Total	
Total Eligible Participants - End Date	7	8	10	8	7	1	3	4	1	0	49	
Ineligible/Never Eligible Participants - End Date	0	1	0	1	0	0	0	0	0	0	2	
Participants with a Balance - Reporting Period	6	5	11	10	7	1	3	5	3	0	51	
Active Participants with a Balance - End Date	5	2	9	8	7	1	2	4	1	0	39	
Terminated from Employment with a Balance - End Date	1	3	2	2	0	0	1	1	2	0	12	
Active Participants Contributing - Reporting Period	5	2	8	8	5	1	2	4	0	0	35	
Active Participants Receiving Employer Contributions - Reporting Period	5	2	8	8	5	1	2	4	0	0	35	
Percent of Active Participating Contributing - Reporting Period	100	100	89	100	71	100	100	100	0	0	90	
Percent of Active Participants Receiving Employer Contributions - Reporting Period	100	100	89	100	71	100	100	100	0	0	90	
Percent of Total Eligibles Participating - Reporting Period	71	25	80	100	71	100	67	100	0	0	71	
Full Withdrawals - Reporting Period	0	0	0	0	0	0	0	0	0	0	0	
Outstanding Loans - End Date	0	0	0	0	0	0	0	0	0	0	0	
New Loans Processed - Reporting Period	0	0	0	0	0	0	0	0	0	0	0	
First Contributions - Reporting Period	4	2	1	1	1	0	0	0	0	0	9	
New Eligibles - Reporting Period	5	5	1	0	0	0	0	0	0	0	11	

5/11/2009 4:03:21PM

PSBO
Page 1 of 2

D 2 Ee Ogicmu Cof Cmmshu, Hoe.(Ucmsh)												
Participants by Age	Under 26	26 - 33	34 - 40	41 - 48	49 - 55	56 - 58	59 - 62	63 - 65	Over 65	Unknown	Total	
Total Eligible Participants - End Date	1	2	2	6	1	1	3	1	0	0	17	
Ineligible/Never Eligible Participants - End Date	0	0	0	0	0	0	0	0	0	0	0	
Participants with a Balance - Reporting Period	1	2	2	6	1	1	3	1	0	0	17	
Active Participants with a Balance - End Date	1	2	2	6	1	1	3	1	0	0	17	
Terminated from Employment with a Balance - End Date	0	0	0	0	0	0	0	0	0	0	0	
Active Participants Contributing - Reporting Period	1	2	2	6	1	1	3	1	0	0	17	
Active Participants Receiving Employer Contributions - Reporting Period	1	2	2	6	1	1	3	1	0	0	17	
Percent of Active Participating Contributing - Reporting Period	100	100	100	100	100	100	100	100	0	0	100	
Percent of Active Participants Receiving Employer Contributions - Reporting Period	100	100	100	100	100	100	100	100	0	0	100	
Percent of Total Eligibles Participating - Reporting Period	100	100	100	100	100	100	100	100	0	0	100	
Full Withdrawals - Reporting Period	0	0	1	0	0	0	0	0	0	0	1	
Outstanding Loans - End Date	0	0	0	0	0	0	0	0	0	0	0	
New Loans Processed - Reporting Period	0	0	0	0	0	0	0	0	0	0	0	
First Contributions - Reporting Period	1	0	0	0	0	0	0	0	0	0	1	
New Eligibles - Reporting Period	1	0	0	0	0	0	0	0	0	0	1	

Active Participant - Participant Employed as of End Date
Eligible Participant - Active Participant with Participation Date Before End Date
Ineligible - Active Participant Not Eligible OR Participation Date After End Date

5/11/2009 4:03:21PM

PSBO
Page 2 of 2

[Return to Reports Summary Page](#)

Participant Summary Report

Plan Number: 11111-01
Plan Name: XYZ PLAN
Start Date: 01/01/2008
End Date: 12/31/2008

Summary											
Participants by Age	Under 26	26 - 33	34 - 40	41 - 48	49 - 55	56 - 58	59 - 62	63 - 65	Over 65	Unknown	Total
Total Eligible Participants - End Date	8	10	14	14	9	2	7	5	2	0	71
Ineligible/Never Eligible Participants - End Date	0	1	1	1	0	0	0	0	0	0	3
Participants with a Balance - Reporting Period	7	7	16	16	9	3	7	6	4	0	75
Active Participants with a Balance - End Date	6	4	14	14	9	2	6	5	2	0	62
Terminated from Employment with a Balance - End Date	1	3	2	2	0	1	1	1	2	0	13
Active Participants Contributing - Reporting Period	6	4	13	14	7	2	6	5	1	0	58
Active Participants Receiving Employer Contributions - Reporting Period	6	4	13	14	7	2	6	5	1	0	58
Percent of Active Participating Contributing - Reporting Period	100	100	93	100	78	100	100	100	50	0	94
Percent of Active Participants Receiving Employer Contributions - Reporting Period	100	100	93	100	78	100	100	100	50	0	94
Percent of Total Eligibles Participating - Reporting Period	75	40	33	100	78	100	86	100	50	0	82
Full Withdrawals - Reporting Period	0	0	1	0	0	0	0	0	0	0	1
Outstanding Loans - End Date	0	0	0	0	0	0	0	0	0	0	0
New Loans Processed - Reporting Period	0	0	0	0	0	0	0	0	0	0	0
First Contributions - Reporting Period	5	2	1	1	1	0	0	0	0	0	10
New Eligibles - Reporting Period	6	5	1	0	0	0	0	0	0	0	12

Active Participant - Participant Employed as of End Date
Eligible Participant - Active Participant with Participation Date Before End Date
Ineligible - Active Participant Not Eligible OR Participation Date After End Date

5/8/2009 3:44:24PM

PSBO
Page 1 of 1

[Return to Reports Summary Page](#)

Participant Information Report

Plan Number: 111111-01
Plan Name: TEST PLAN
Account Status: All Participants in the Plan
Employment Status: All Participants Regardless of Employment
Default Information: Birth Date Hire Date Address Allocations
Default Birth Date, Hire Date, and Address are indicated by an asterisk "*".
Additional information available when exported to Excel

Protected SSN	SSN Ext	Participant Name	Account Status	Account Status Sub Code	Birth Date	Age	Hire Date	Gender	Marital Status	Default Address	Default Investment
XXX-XX-2179		UBMMHYCO,KYLE	A	Awaiting First Deposit	01/01/2005	* 4.3	09/04/2000	M	M		AA-AAA
XXX-XX-2279		UBMMHYCO,GLENN	A	Awaiting First Deposit	08/10/1990	18.7	09/04/2000	M	M		AA-AAA
XXX-XX-2379		ISGGQ,BERTRELL	A	Awaiting First Deposit	01/06/1975	34.3		* F	M		AA-AAA
XXX-XX-5209		GBNOCO,JENNIFER	A	Awaiting First Deposit	11/09/1981	27.4	11/02/2007	F	M		AA-AAA
XXX-XX-6079		MSOSO-GSMT,LAURA	A	Awaiting First Deposit	05/18/1980	28.9	02/04/2008	F	M		AA-AAA
XXX-XX-6519		FBOLMG,TAMMY	A	Awaiting First Deposit	06/30/1967	41.8	11/27/2006	F	M	*	AA-AAA
XXX-XX-6719		SHFMSO,ERICA	A	Awaiting First Deposit	01/05/1991	18.3	11/07/2006	F	M	*	AA-AAA
XXX-XX-7889		ECTUSO,JEAN	A	First Deposit Received	07/03/1979	29.8	06/06/2005	F	M		AA-AAA

Plan's Current Default Allocations

Plan	Fund	Description	Rule Criteria	Effective Date	Percent	Range Low	Range High	QDIA Ind
395114-01	CSCXX	Oppenheimer Cash Reserves Fund - C	LONG TERM	05/18/2008	100	0	999999	

Multiple - Indicates more than one default investment fund.
Participants in default allocation investment(s) having any transfers are no longer considered defaulted in the investment.

4/29/2009 4:45:53PM

PIBO
Page 1 of 1

[Return to Reports Summary Page](#)

Participant Information Report

Plan Number: 111111-01
Plan Name: TEST PLAN
Account Status: All Participants in the Plan
Employment Status: All Participants Regardless of Employment
Additional information available when exported to Excel

Protected SSN	SSN Ext	Participant Name	Account Status	Account Status Sub Code	Birth Date	Age	Hire Date	Gender	Marital Status
XXX-XX-2179		UBMMHYCO,KYLE	A	Awaiting First Deposit	01/01/2005	4.3	09/04/2000	M	M
XXX-XX-2279		UBMMHYCO,GLENN	A	Awaiting First Deposit	08/10/1990	18.7	09/04/2000	M	M
XXX-XX-2379		ISGGO,BERTRELL	A	Awaiting First Deposit	01/06/1975	34.3		F	M
XXX-XX-5209		GBNOCO,JENNIFER	A	Awaiting First Deposit	11/29/1981	27.4	11/02/2007	F	M
XXX-XX-5229		UBMMHYCO,DEBORA	A	First Deposit Received	08/02/1957	51.7	07/21/2003	F	M
XXX-XX-5429		FCYHU,ANITA	A	First Deposit Received	06/14/1957	51.9	07/15/2008	F	M
XXX-XX-5529		TBSOGS,REBECCA	A	First Deposit Received	09/08/1977	31.6	07/10/2003	F	S
XXX-XX-5629		UBMMHYCO,ROBERT	A	First Deposit Received	07/20/1954	54.8	04/01/1999	M	M
XXX-XX-5829		DHUDGG,BETH	A	First Deposit Received	03/22/1976	33.1	06/04/2001	F	M
XXX-XX-6079		MSOSO-GSMT,LAURA	A	Awaiting First Deposit	05/19/1980	28.9	02/04/2008	F	M
XXX-XX-6519		FBOLMG,TAMMY	A	Awaiting First Deposit	03/30/1967	41.8	11/27/2006	F	M
XXX-XX-6719		SHFMSO,ERICA	A	Awaiting First Deposit	01/05/1991	18.3	11/07/2006	F	M
XXX-XX-7889		ECTUSO,JEAN	A	First Deposit Received	07/03/1979	29.8	06/06/2005	F	M

4/29/2009 4:48:36PM

PIBO
Page 1 of 1

[Return to Reports Summary Page](#)

Participant Information Report

Plan Number: 111111-01
Plan Name: TEST PLAN
Account Status: All Participants in the Plan
Employment Status: Participants who are Actively Employed
Age As Of Date: Participants Greater Than or Equal to age 77.0 as of 04/30/2009
Additional information available when exported to Excel

Protected SSN	SSN Ext	Participant Name	Account Status	Account Status Sub Code	Birth Date	Age	Hire Date	Gender	Marital Status
D 10	XXXXXXXX								
XXX-XX-XXXX		BUQHYCSDWY,BILL	A	Awaiting First Deposit	07/30/1931	77.8	01/01/1952	M	S
XXX-XX-XXXX		CTEIWHDU,CHAS	A	Awaiting First Deposit	02/22/1932	77.2	05/14/2004	M	M
XXX-XX-XXXX		DZKWHFKE,RALPH	A	Awaiting First Deposit	02/05/1932	77.2	01/15/1961	M	S
XXX-XX-XXXX		FTEKFHWKES,CLAIRE	A	Awaiting First Deposit	08/02/1924	84.7	07/11/1956	F	S
XXX-XX-XXXX		SEOPSJER,ROLLIN	A	Awaiting First Deposit	06/23/1927	81.8	03/48/1949	M	M
XXX-XX-XXXX		VYCBKL,VI	A	Awaiting First Deposit	12/14/1929	79.4	07/05/1966	F	M

6/12/2009 9:28:32AM

PIBO
Page 1 of 1

[Return to Reports Summary Page](#)

Participant Information Report

Plan Number: 111111-01
Plan Name: TEST PLAN
Account Status: All Participants in the Plan
Employment Status: All Participants Regardless of Employment
Contribution Days: Include Participants Who Have not Contributed in 12 months
Additional information available when exported to Excel

Protected SSN	SSN Ext	Participant Name	Account Status	Account Status Sub Code	Birth Date	Age	Hire Date	Gender	Marital Status	Last Crt Date
D 55	XXXXXXX									
XXX-XX-XXXX		BGKEHSIU,DARYL	T	Separated From Service	05/27/1962	47.0	03/23/1991	M	M	10/18/2008
XXX-XX-XXXX		SEYBP KY,MAE	T	Separated From Service	07/30/1965	43.9	04/12/1969	F	S	02/08/2001

6/02/2009 9:33:10AM

PIBO
Page 1 of 1

[Return to Reports Summary Page](#)

Employee Disbursement Report

Start Date: 01/01/2007
End Date: 03/30/2007
Tax Reason: ALL
Distribution Method: ALL

Additional information available when exported to Excel

SSN	Participant Name	Taxable Reason	Disb. Reason	Disb. Method	Effective Date	Money Type	Disb. Amount	Disb. Fee	Whldg. Amount	Vest %	Forfeit Amount	Check Amount
11111-01	XYZ PLAN											
DEPT 65	DEPARTMENT 65											
111-11-1113	PVKU OZVKVKK, WEBBOI	HARDSHIP	HARDSHIP	PART WD	01/30/2007	BEF1	\$1,737.07				\$0.00	
								\$40.00	\$0.00			\$1,523.36
							\$1,737.07	\$40.00	\$0.00		\$0.00	\$1,523.36
								\$40.00	\$0.00		\$0.00	\$1,523.36
11112-01	XYZ2 PLAN											
A 689	AGENCY 689											
111-11-1118	IKUPVT, SUTB	SEPSERVICE	SEP SERVICE	PART WD	03/30/2007	BEF1	\$31,905.91				\$0.00	
								\$0.00	\$6,381.18			\$25,524.73
111-11-1119	IYPAV, POYTEIQ	NR_ALIEN_0	SEP SERVICE	PART WD	03/30/2007	BEF1	\$33,325.11				\$0.00	\$33,325.11
								\$0.00	\$0.00			\$33,325.11
							\$65,231.02	\$0.00	\$6,381.18		\$0.00	\$58,849.84
A 693	AGENCY 693											
111-11-1114	RKVUAKU, QULIBCU	SEPSERVICE	SEP SERVICE	PART WD	03/30/2007	BEF1	\$438.43				\$0.00	
								\$0.00	\$87.69			\$350.74
111-11-1115	UTPPVK, DEBRIQ	SEPSERVICE	SEP SERVICE	PART WD	03/30/2007	BEF1	\$348.36				\$0.00	\$278.69
								\$0.00	\$69.67			\$278.69
111-11-1116	TKUJVFPT, XOEBI	SEPSERVICE	SEP SERVICE	PART WD	03/30/2007	BEF1	\$7,111.76				\$0.00	\$5,689.41
								\$0.00	\$1,422.35			\$5,689.41
111-11-1117	JKKKVA, YELQUK	SEPSERVICE	SEP SERVICE	PART WD	03/30/2007	BEF1	\$5,551.25				\$0.00	\$4,401.00
								\$40.00	\$1,110.25			\$4,401.00
111-11-1120	OKYAUTJA, DALD	NR_ALIEN_0	SEP SERVICE	PART WD	03/30/2007	BEF1	\$26,499.29				\$0.00	\$26,499.29
								\$0.00	\$0.00			\$26,499.29
							\$39,949.09	\$40.00	\$2,689.96		\$0.00	\$37,219.13
A 703	AGENCY 703											
111-11-1111	LIQKIYU, GQQQDEP	NR_ALIEN_0	SEP SERVICE	PART WD	03/30/2007	BEF1	\$5,907.64				\$0.00	\$5,907.64
								\$0.00	\$0.00			\$5,907.64
111-11-1112	QTPPYIQT, NEJLOYR	SEPSERVICE	SEP SERVICE	PART WD	03/30/2007	BEF1	\$11,578.08				\$0.00	\$9,262.46
								\$0.00	\$2,315.62			\$9,262.46
							\$17,485.72	\$0.00	\$2,315.62		\$0.00	\$15,170.10
							\$122,665.83	\$40.00	\$11,386.76		\$0.00	\$111,239.07

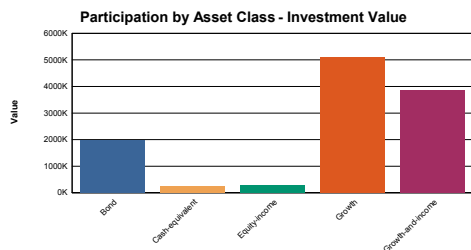
8/22/2007 5:29:57PM

EDBO
Page 1 of 1

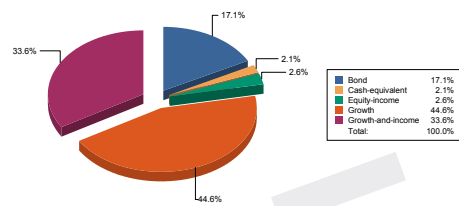
[Return to Reports Summary Page](#)

Participation by Asset Class and Investment Option

Plan Number: 111111-01
Plan Name: ABC COMPANY 401K PLAN
Effective Date: 09/30/2006



Participation by Asset Class - Percent of Assets



Division	Asset Class	Investment ID	Investment Name	Value	Shares	Unit Value	% of Assets	Participants
Summary								
Bond		BOND26	BOND 26 FUND	\$758,812.36	57,182.54	\$13.27	6.61%	44
		BOND30	BOND 30 FUND	\$1,038,447.44	77,611.91	\$13.38	9.05%	36
		BOND31	BOND 31 FUND	\$170,593.59	12,699.97	\$13.43	1.49%	3
	Total Bond			\$1,967,853.39			17.15%	
Cash-equivalent		CASH29	CASH-EQUIVALENT 29 FUND	\$245,378.68	245,378.69	\$1.00	2.14%	57
	Total Cash-equivalent			\$245,378.68			2.14%	
Equity-income		EQUI28	EQUITY-INCOME 28 FUND	\$296,480.32	14,936.04	\$19.85	2.58%	13
	Total Equity-income			\$296,480.32			2.58%	
Growth		GROW27	GROWTH 27 FUND	\$271,046.91	13,871.39	\$19.54	2.36%	20
		GROW28	GROWTH 28 FUND	\$1,838,789.83	39,895.63	\$46.09	16.02%	71
		GROW30	GROWTH 30 FUND	\$1,232,993.62	31,712.80	\$38.88	10.74%	52
		GROW31	GROWTH 31 FUND	\$743,194.09	16,395.19	\$45.33	6.48%	17
		GROW32	GROWTH 32 FUND	\$1,029,161.97	32,424.76	\$31.74	8.97%	48
	Total Growth			\$5,115,186.42			44.57%	
Growth-and-income		GRWI27	GROWTH-AND-INCOME 27 FUND	\$846,868.52	30,094.83	\$28.14	7.38%	48
		GRWI28	GROWTH-AND-INCOME 28 FUND	\$790,038.05	23,422.41	\$33.73	6.88%	42
		GRWI29	GROWTH-AND-INCOME 29 FUND	\$1,796,638.15	52,780.20	\$34.04	15.65%	75
		GRWI33	GROWTH-AND-INCOME 33 FUND	\$418,180.96	10,374.12	\$40.31	3.64%	25
	Total Growth-and-income			\$3,851,725.68			33.56%	
BALANCE				\$11,476,591.49			100.00%	

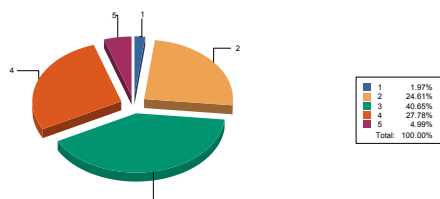
PDB01

[Return to Reports Summary Page](#)

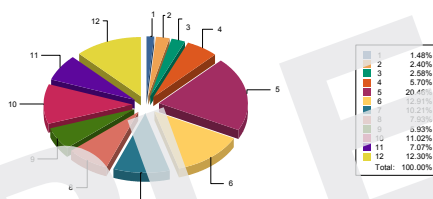
Investment Diversification Report

Plan Number: 111111-01
Plan Name: ABC COMPANY 401K PLAN
Effective Date: 09/30/2006

Diversification by Number of Asset Classes



Diversification by Number of Investments



Division	Category	Value	Percent of Assets	Participants
Diversification by Asset Class				
Summary	1 Asset Class	\$263,623.04	1.97%	7
	2 Asset Classes	\$3,299,514.85	24.61%	21
	3 Asset Classes	\$5,450,166.55	40.65%	42
	4 Asset Classes	\$3,724,132.38	27.78%	25
	5 Asset Classes	\$609,191.69	4.99%	4
Total Summary		\$13,406,628.51	100.00%	99
Average Number of Asset Classes per Participant: 2.98				
Diversification by Investment				
Summary	1 Investment	\$199,049.85	1.48%	5
	2 Investments	\$321,703.90	2.40%	4
	3 Investments	\$346,245.05	2.58%	5
	4 Investments	\$764,262.88	5.70%	16
	5 Investments	\$2,743,387.89	20.46%	17
	6 Investments	\$1,731,041.55	12.91%	11
	7 Investments	\$1,368,788.83	10.21%	7
	8 Investments	\$1,063,431.42	7.93%	9
	9 Investments	\$795,439.05	5.93%	5
	10 Investments	\$1,476,915.82	11.02%	4
	11 Investments	\$947,635.12	7.07%	9
	12 Investments	\$1,648,726.25	12.30%	7
Total Summary		\$13,406,628.51	100.00%	99
Average Number of Investments per Participant: 6.38				

PDB02

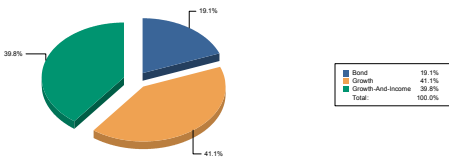
[Return to Reports Summary Page](#)

Asset Allocation By Age Group

Plan Number: 111111-01
Plan Name: ABC COMPANY 401K PLAN
Effective Date: 09/30/2006

Summary

Age Range: Under 26



ASSET CLASS NAME	BALANCE	% OF TOTAL
Bond	\$8,683.29	19.1%
Growth	\$18,669.93	41.1%
Growth-And-Income	\$18,110.47	39.8%

Number of Participants: 1

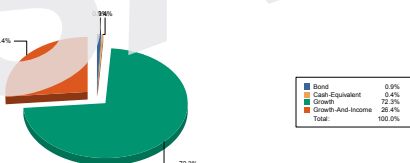
Age Range: 26 - 33



Total: \$45,463.66 100.0%

ASSET CLASS NAME	BALANCE	% OF TOTAL
Bond	\$449.00	0.2%
Cash-Equivalent	\$445.76	0.2%
Growth	\$211,344.55	79.5%
Growth-And-Income	\$53,500.84	20.1%

Number of Participants: 6



Total: \$265,740.15 100.0%

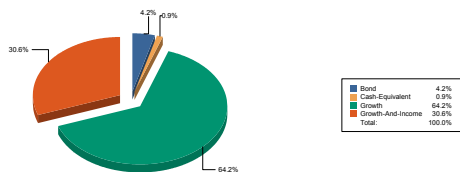
ASSET CLASS NAME	BALANCE	% OF TOTAL
Bond	\$6,371.50	0.9%
Cash-Equivalent	\$2,574.23	0.4%
Growth	\$521,981.31	72.3%
Growth-And-Income	\$190,788.83	26.4%

Number of Participants: 9

Age Range: 41 - 48

Total: \$721,715.87 100.0%

PDB04

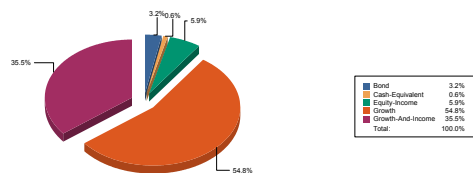


ASSET CLASS NAME	BALANCE	% OF TOTAL
Bond	\$106,385.61	4.3%
Cash-Equivalent	\$22,743.21	0.9%
Growth	\$1,609,689.77	64.3%
Growth-And-Income	\$766,548.48	30.6%

Number of Participants: 23

Total: \$2,505,367.07 100.0%

Age Range: 49 - 55

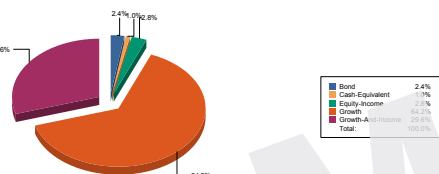


ASSET CLASS NAME	BALANCE	% OF TOTAL
Bond	\$71,861.91	3.2%
Cash-Equivalent	\$12,769.54	0.6%
Equity-Income	\$132,857.80	5.9%
Growth	\$1,235,989.84	54.8%
Growth-And-Income	\$800,666.71	35.5%

Number of Participants: 17

Total: \$2,254,144.80 100.0%

Age Range: 56 - 58

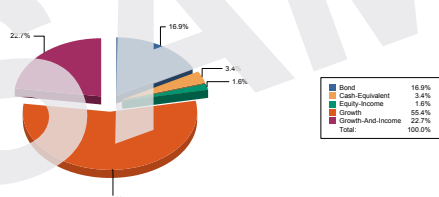


ASSET CLASS NAME	BALANCE	% OF TOTAL
Bond	\$33,507.69	2.4%
Cash-Equivalent	\$14,153.66	1.0%
Equity-Income	\$40,169.62	2.9%
Growth	\$905,528.84	61.2%
Growth-And-Income	\$418,045.44	29.6%

Number of Participants: 11

Total: \$1,411,435.25 100.0%

Age Range: 59 - 62

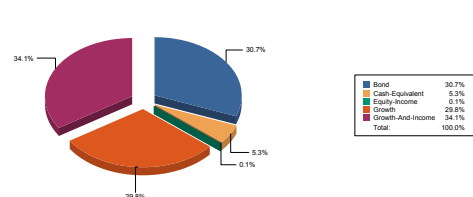


ASSET CLASS NAME	BALANCE	% OF TOTAL
Bond	\$560,816.34	16.9%
Cash-Equivalent	\$114,117.16	3.4%
Equity-Income	\$52,409.75	1.6%
Growth	\$1,841,552.25	55.4%
Growth-And-Income	\$752,528.20	22.7%

Number of Participants: 17

Total: \$3,321,423.70 100.0%

Age Range: 63 - 65

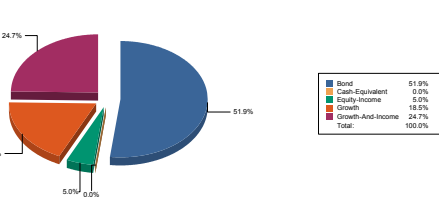


ASSET CLASS NAME	BALANCE	% OF TOTAL
Bond	\$456,508.36	30.7%
Cash-Equivalent	\$78,519.19	5.3%
Equity-Income	\$1,133.98	0.1%
Growth	\$443,185.96	29.8%
Growth-And-Income	\$507,839.99	34.2%

Number of Participants: 8

Total: \$1,487,187.48 100.0%

Age Range: Over 65



ASSET CLASS NAME	BALANCE	% OF TOTAL
Bond	\$723,236.69	51.9%
Cash-Equivalent	\$26.93	0.0%
Equity-Income	\$69,909.17	5.0%
Growth	\$257,280.99	18.5%
Growth-And-Income	\$343,696.72	24.7%

Number of Participants: 7

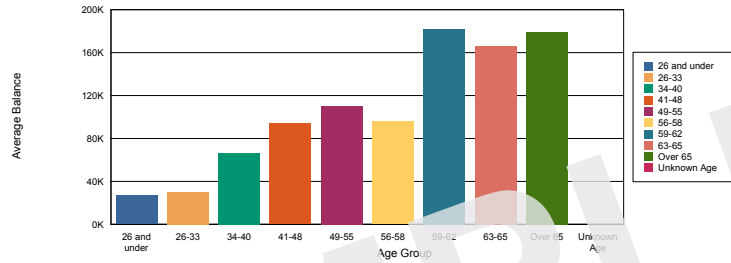
Total: \$1,394,150.50 100.0%

Age Range: Unknown

No Investments For This Age Group

Average Participant Balance by Age Group

Plan Number: 111111-01
Plan Name: ABC COMPANY 401K PLAN
Effective Date: 09/30/2006



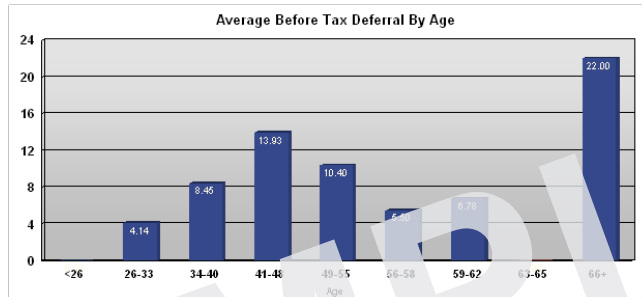
Division	Age Group	Participants	Total Balance	Average Balance
Summary				
	26 and under	1	\$26,793.76	\$26,793.76
	26-33	6	\$179,196.11	\$29,866.02
	34-40	9	\$596,150.46	\$66,238.94
	41-48	22	\$2,067,168.89	\$93,962.22
	49-55	17	\$1,876,543.00	\$110,384.88
	56-58	11	\$1,054,568.10	\$95,869.83
	59-62	17	\$3,090,310.25	\$181,782.96
	63-65	8	\$1,331,351.94	\$166,418.99
	Over 65	7	\$1,254,508.98	\$179,215.57
	Unknown Age	0	\$0.00	\$0.00
		98	\$11,476,591.49	\$117,108.08

PDB03

[Return to Reports Summary Page](#)

Deferral Percentages Report

Plan Number: 111111-01
Plan Name: ABC Plan Name
Effective Date: 12/31/2006



Division	Percentage	Assets	% Of Assets	Participants
Summary - BEFORE Tax Deferral				
	0.00%	\$285,085.60	4.86%	8
	1.00%	\$40,224.36	0.69%	3
	2.00%	\$18,447.79	0.31%	3
	3.00%	\$65,223.19	1.45%	2
	4.00%	\$275,123.19	4.69%	3
	5.00%	\$1,016,759.13	17.33%	10
	6.00%	\$146,727.52	2.50%	4
	7.00%	\$132,793.45	2.26%	1
	8.00%	\$209,595.88	3.57%	2
	9.00%	\$222,328.02	3.79%	1
	10.00%	\$570,019.26	9.71%	9
	12.00%	\$36,246.24	0.62%	1
	14.00%	\$78,957.77	1.35%	1
	15.00%	\$851,714.73	14.51%	9
	18.00%	\$335,405.23	5.72%	1
	27.00%	\$125,405.42	2.14%	1
	30.00%	\$200,240.76	3.41%	1
	50.00%	\$398,930.90	6.80%	3
	60.00%	\$100,908.88	1.72%	1
Terminated Participants		\$738,514.57	12.58%	28
Average Deferral Percentage	10.45%			
Total Participant Assets		\$5,868,652.09	100.00%	92

DPBO

[Return to Reports Summary Page](#)

Forfeiture Activity Balance Report - Detail

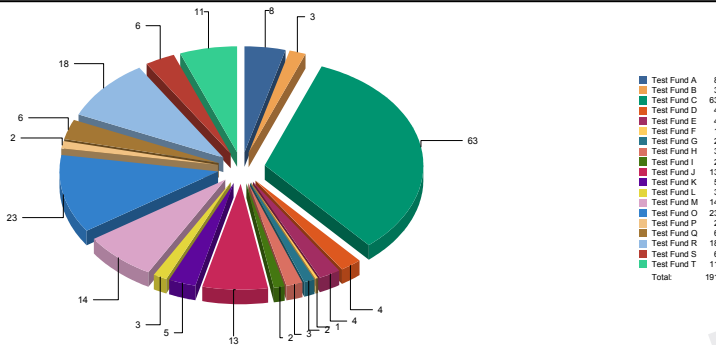
Plan Number: 111111-01
Plan Name: ABC Plan Name
Start Date: 01/01/2007
End Date: 02/28/2007

Forfeiture Activity	Event	Effective Date	Payroll Date	Ssn	Ssn Ext	Participant Name	Money Type	Money Description	Division	Investment Id	Investment Name	Amount	Shares / Units
Beginning Balance		12/31/2006					ERB2	Match Subject To Vesting	FDAXX		Fund A	1,179.27	1,179.270000
Daily Dividends	205960727	01/31/2007					ERB2	Match Subject To Vesting	FDAXX		Fund A	5.04	5.040000
Reconcile Cash	206065670	02/02/2007					ERB2	Match Subject To Vesting	FDAXX		Fund A	-950.00	-950.000000
Reconciliation Of Forfeiture Offset	201241886	01/03/2007	12/31/2006				ERB2	Match Subject To Vesting	FDAXX		Fund A	-1,179.27	-1,179.270000
Withdrawal Event	205133117	01/23/2007		123123		Smith, John	ERB2	Match Subject To Vesting	D1 Dpt 1	FDAXX	Fund A	1,946.93	1,946.930000
Withdrawal Event	205991318	01/31/2007		123123		Smith, John	ERB2	Match Subject To Vesting	D1 Dpt 1	FDAXX	Fund A	5.73	5.730000
Withdrawal Event	203676303	01/19/2007		234234		Cool, Joe	ERB2	Match Subject To Vesting	FDAXX		Fund A	1,288.29	1,288.290000
Ending Balance		02/28/2007					ERB2	Match Subject To Vesting	FDAXX		Fund A	2,295.99	2,295.990000

[Return to Reports Summary Page](#)

Participant Count by Investment

Providing Company: A Providing Company
IRS Code: 401K
Plan Name: ABC Company, Inc
Effective Date: 02/28/2007
Plan Number: 111111-01



Investment Name	Division Name	Participants
Test Fund A - AAAAA	All Eligible Employees D1	8
	Out of State Employees D88	7
Test Fund B - SERES	ABC Company Employees D5	1
	Out of State Employees D88	3
Test Fund C - QQQQQ	All Eligible Employees D1	47
	Out of State Employees D88	16
Test Fund D - FFFFF	All Eligible Employees D1	4
	Out of State Employees D88	3
Test Fund E - BAAAA	ABC Company Employees D5	4
Test Fund F - FFFFF	ABC Company Employees D5	1
Test Fund G - RSTUV	All Eligible Employees D1	2
	ABC Company Employees D5	1
Test Fund H - XYZYX	ABC Company Employees D5	3
Test Fund I - ABCDE	All Eligible Employees D1	3
	ABC Company Employees D5	1
Test Fund J - AAAAB	All Eligible Employees D1	13
	ABC Company Employees D5	7
	Out of State Employees D88	4
Test Fund K - XXXCX	All Eligible Employees D1	2
	Out of State Employees D88	5
Test Fund L - SSSSS	All Eligible Employees D1	4
	Out of State Employees D88	1
Test Fund M - DEFED	ABC Company Employees D5	3
	Out of State Employees D88	2
Test Fund N - ZZZZZ	All Eligible Employees D1	14
	ABC Company Employees D5	9
Test Fund O - AGGRS	All Eligible Employees D1	5
	ABC Company Employees D5	8
Test Fund P - ABABA	All Eligible Employees D1	2
	ABC Company Employees D5	1
Test Fund Q - OOOOO	ABC Company Employees D5	6
	Out of State Employees D88	4
Test Fund R - CCCCC	All Eligible Employees D1	2
	ABC Company Employees D5	18
Test Fund S - DDDDD	All Eligible Employees D1	12
	ABC Company Employees D5	6
Test Fund T - DDDDD	All Eligible Employees D1	3
	ABC Company Employees D5	2
	Out of State Employees D88	1
	All Eligible Employees D1	11

LCBO

[Return to Reports Summary Page](#)

Participant Activity Report - All Activity

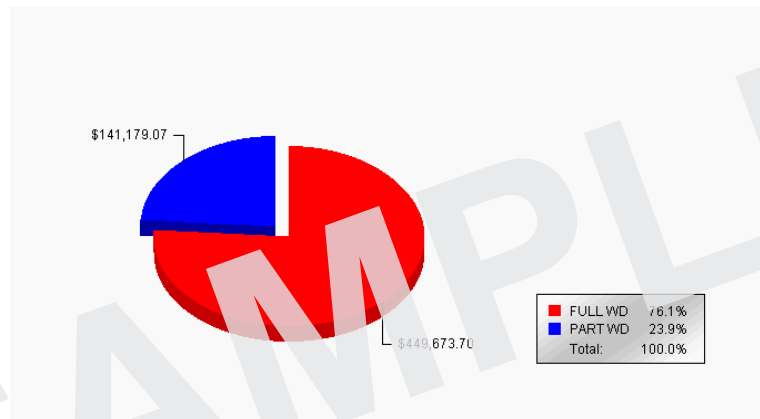
Begin Date: 01/01/2008
 End Date: 02/01/2008
 Plan Name : XYZ Plan
 Plan Number: 11111-01
 Participant : Gene Zheksurw
 SSN : XXX-XX-XXXX

Activity	Deposit Type	Effective Date	Payroll Date	Investment Name	Money Type	Units	Unit Value	Amount	Fee/Adjust Amount
Contribution	Regular	01/02/2008	12/31/2007	XYZ Fund	Employee Before Tax	0.257184	12.59	\$5.71	
Contribution	Regular	01/02/2008	12/31/2007	XYZ Fund 2	Employer Match	0.259102	13.74	\$5.71	
Contribution	Regular	01/02/2008	12/31/2007	XYZ Fund	Employee Before Tax	0.258291	13.86	\$5.71	
Contribution	Regular	01/02/2008	12/31/2007	XYZ Fund	Employee Before Tax	0.558724	23.13	\$5.71	
Total Activity :								\$22.84	

[Return to Reports Summary Page](#)

Disbursement Summary Report

Plan Number: 511111-01
 Plan Name: 401K PLAN FOR GROUP ACCOUNT 511111-01
 Begin Date: 1/1/2004
 Ending Date: 1/1/2006



METHOD	REASON	FUND ID	FUND NAME	DISBURSEMENT AMOUNT	PARTICIPANTS
Department 1 D 1					
FULL WD					
	DIRECT ROLLOVER TO AN IRA	N19010	Test Fund A	84,285.60	1
	DIRECT ROLLOVER TO AN IRA	N20010	Test Fund B	177,512.20	1
	DIRECT ROLLOVER TO AN IRA	N30010	Test Fund C	151,675.50	1
Sub Total for: DIRECT ROLLOVER TO AN IRA				\$413,473.30	
	SEVERANCE OF EMPLOYMENT	BF1ZN	Test Fund D	17,747.43	1
	SEVERANCE OF EMPLOYMENT	N20000	Test Fund B	17,382.63	1
Sub Total for: SEVERANCE OF EMPLOYMENT				\$35,130.06	
Grand Total for: FULL WD				\$448,603.36	
PART WD					

METHOD	REASON	FUND ID	FUND NAME	DISBURSEMENT AMOUNT	PARTICIPANTS
	DISB LOAN	BF1XN	Test Fund D	686.97	1
	DISB LOAN	MM2ZN	Test Fund E	1,181.68	2
	DISB LOAN	N19010	Test Fund A	1,012.68	1
	DISB LOAN	N20000	Test Fund B	18,211.65	2
	DISB LOAN	N30010	Test Fund C	912.49	1
	DISB LOAN	N82000	Test Fund F	439.77	1
	DISB LOAN	N92000	Test Fund G	226.18	1
	DISB LOAN	N94000	Test Fund H	8,973.72	2
	DISB LOAN	N94010	Test Fund H	937.86	1
Sub Total for: DISB LOAN				\$32,583.00	
	SEVERANCE OF EMPLOYMENT	BF1ZN	Test Fund D	3,224.80	1
	SEVERANCE OF EMPLOYMENT	N20000	Test Fund B	1,872.40	1
	SEVERANCE OF EMPLOYMENT	N23000	Test Fund I	1,629.69	1
	SEVERANCE OF EMPLOYMENT	N94000	Test Fund H	1,349.11	1
Sub Total for: SEVERANCE OF EMPLOYMENT				\$8,076.00	
Grand Total for: PART WD				\$40,659.00	
Department 2 D 2					
PART WD					
	DISB LOAN	BF1ZN	Test Fund D	1,036.81	1
	DISB LOAN	MM2XN	Test Fund E	20,874.29	1
	DISB LOAN	N19000	Test Fund A	29,419.17	3
	DISB LOAN	N19010	Test Fund A	5,371.03	2
	DISB LOAN	N20010	Test Fund B	1,776.14	1
	DISB LOAN	N30010	Test Fund C	4,277.85	2
	DISB LOAN	N94000	Test Fund H	4,944.02	3
	DISB LOAN	N94010	Test Fund H	4,487.19	1
Sub Total for: DISB LOAN				\$72,186.50	
	IN-SERVICE DISTRIBUTION	N21010	Test Fund J	6,223.56	1
	IN-SERVICE DISTRIBUTION	N22010	Test Fund K	14,958.65	1
	IN-SERVICE DISTRIBUTION	N30010	Test Fund C	4,241.95	1
Sub Total for: IN-SERVICE DISTRIBUTION				\$25,424.16	
Grand Total for: PART WD				\$97,610.66	
Department 4 D 4					
FULL WD					
	SEVERANCE OF EMPLOYMENT	N21000	Test Fund J	1,070.34	1
Sub Total for: SEVERANCE OF EMPLOYMENT				\$1,070.34	
Grand Total for: FULL WD				\$1,070.34	
PART WD					
	PAYMENT TO SELF	BF1XN	Test Fund D	302.25	1
	PAYMENT TO SELF	MM2XN	Test Fund E	57.16	1
Sub Total for: PAYMENT TO SELF				\$359.41	
Grand Total for: PART WD				\$359.41	
Department 5 D 5					
PART WD					
	HARDSHIP	MM2XN	Test Fund E	2,550.00	1
Sub Total for: HARDSHIP				\$2,550.00	
Grand Total for: PART WD				\$2,550.00	

Total 590,852.77